



ಬೃಹತ್ ಬೆಂಗಳೂರು ಮಹಾನಗರ ಪಾಲಿಕೆ
Bruhat Bengaluru Mahanagara Palike



BBMP COVID-19 WAR ROOM 16.08.2022

BBMP / COVID-19 WAR ROOM / BULLETIN – 876 /16.08.2022 / #BBMPfightsCOVID19



OVERVIEW OF COVID-19 IN BENGALURU

CASE TRENDS ACTIVE CASES **6,672**

<u>Confirmed Cases</u>	<u>Recovered Cases</u>	<u>Death Cases</u>
812 18,53,630 #	1,090 18,29,978 #	1 16,980 #

HOSPITALIZATION **52**

<u>ICU – V</u>	<u>ICU</u>	<u>HDU</u>	<u>General</u>
-	17	4	31

INCLUDES GOVT. QUOTA AND PRIVATE WALK-IN HOSPITALIZATION

VACCINATION **1,989** 2,03,90,625 #

<u>First Dose</u>	<u>Second Dose</u>	<u>Precaution Dose</u>
37 96,66,667 #	494 94,37,555 #	1,458 11,59,168 #

TRIAGING

<u>MTU</u>
21
<u>Tele Triage</u>
710

ACTIVE CLUSTERS

13
<u>Budding Clusters (<5 Cases)</u>
13
<u>Clusters (> 5 cases)</u>
0

TESTING **9,715** 3,12,85,786 #

<u>RAT</u>	<u>RTPCR</u>
1,756	7,959

Positivity : 7.10%
*FOR LAST 7 DAYS

: indicates cumulative numbers till date



ABSTRACT OF COVID-19 SCENARIO IN BENGALURU


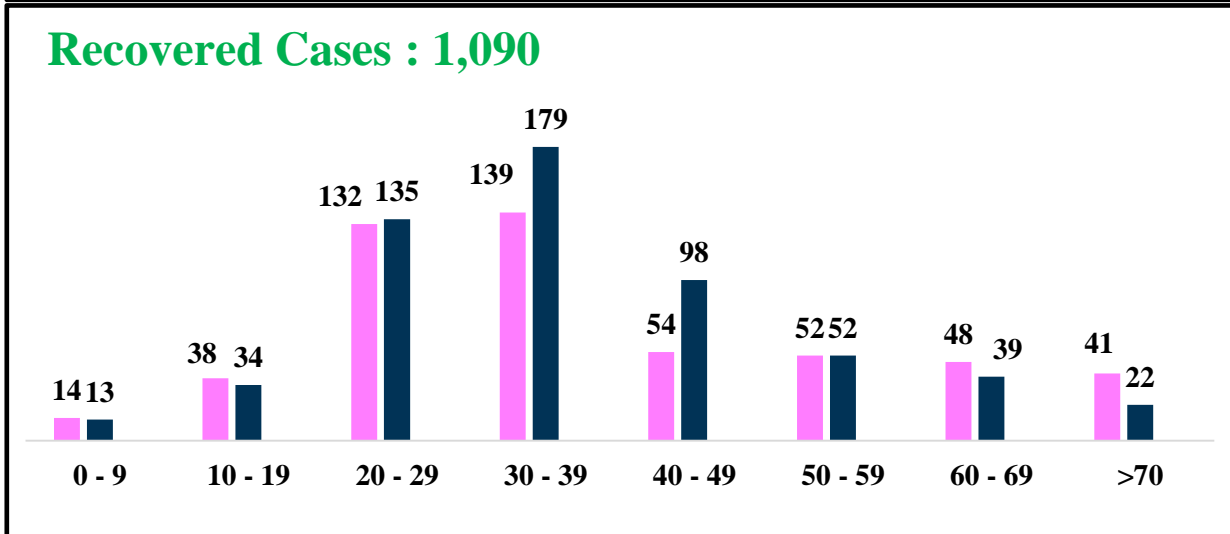
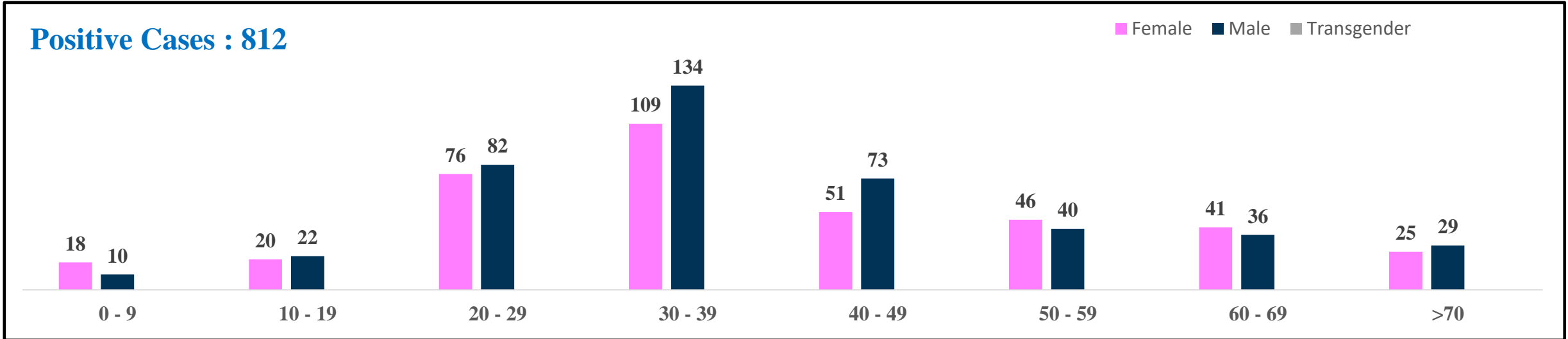


	MALE			FEMALE			TRANSGENDER			TOTAL		
	Last 24 Hours	Last 7 Days	Cumulative	Last 24 Hours	Last 7 Days	Cumulative	Last 24 Hours	Last 7 Days	Cumulative	Last 24 Hours	Last 7 Days	Cumulative
Positive Cases	426	3,788	10,93,281	386	3,278	7,59,457	0	0	196	812	7,066	18,53,630
Recovered Cases	572	4,260	10,78,688	518	3,466	7,51,198	0	0	185	1,090	7,726	18,29,978
Death Cases	1	1	10,753	0	0	6,223	0	0	4	1	1	16,980
Total Tests Done	In Last 24 hrs. : 9,715			In last 7 days : 99,462			Cumulative : 3,12,85,786					
Vaccine Doses Administered	In Last 24 hrs. : 1,989			In last 7 days : 39,930			Cumulative : 2,03,90,625					
ACTIVE CASES									6,672			

*Covid deaths occurred today : 00 | Covid deaths occurred beyond last 48hrs., reported today : 01

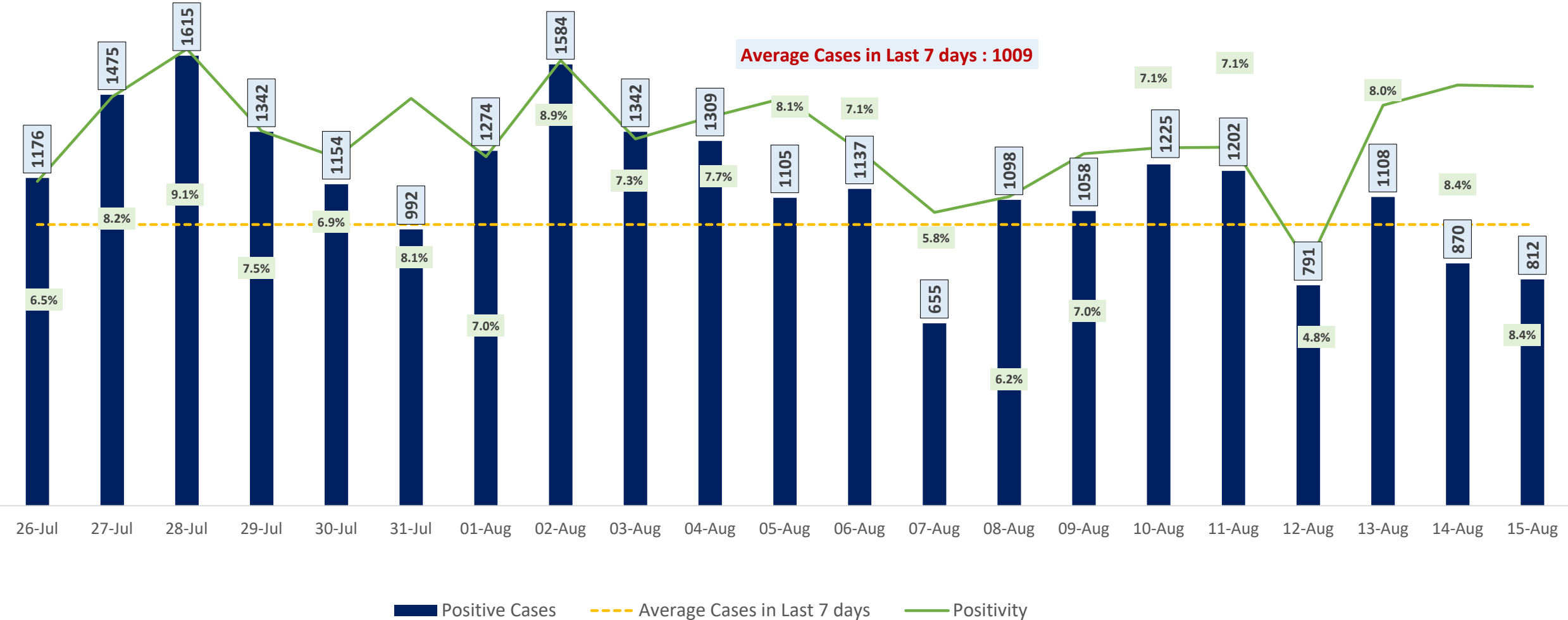


LAST 24 HOURS AGE GROUP AND GENDER WISE DISTRIBUTION





POSITIVITY RATE OF BENGALURU – LAST 21 DAYS

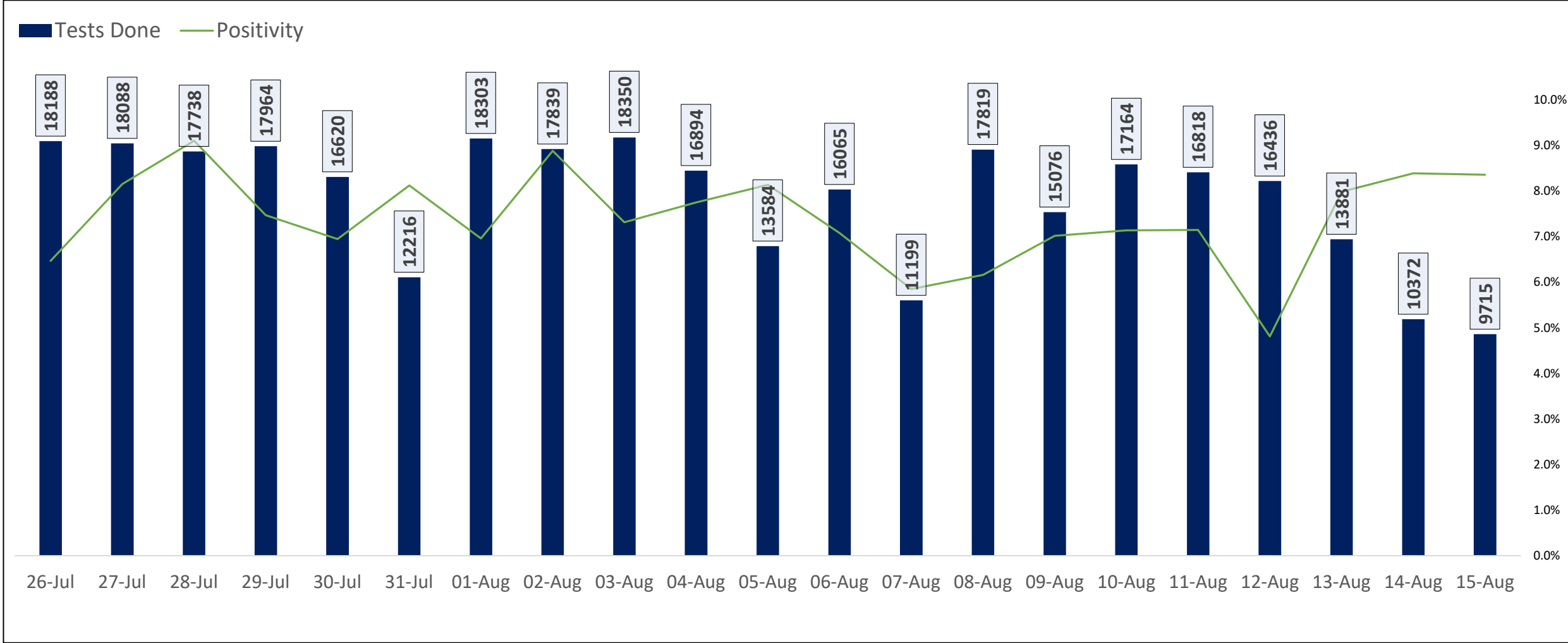




TESTING TRENDS IN BENGALURU

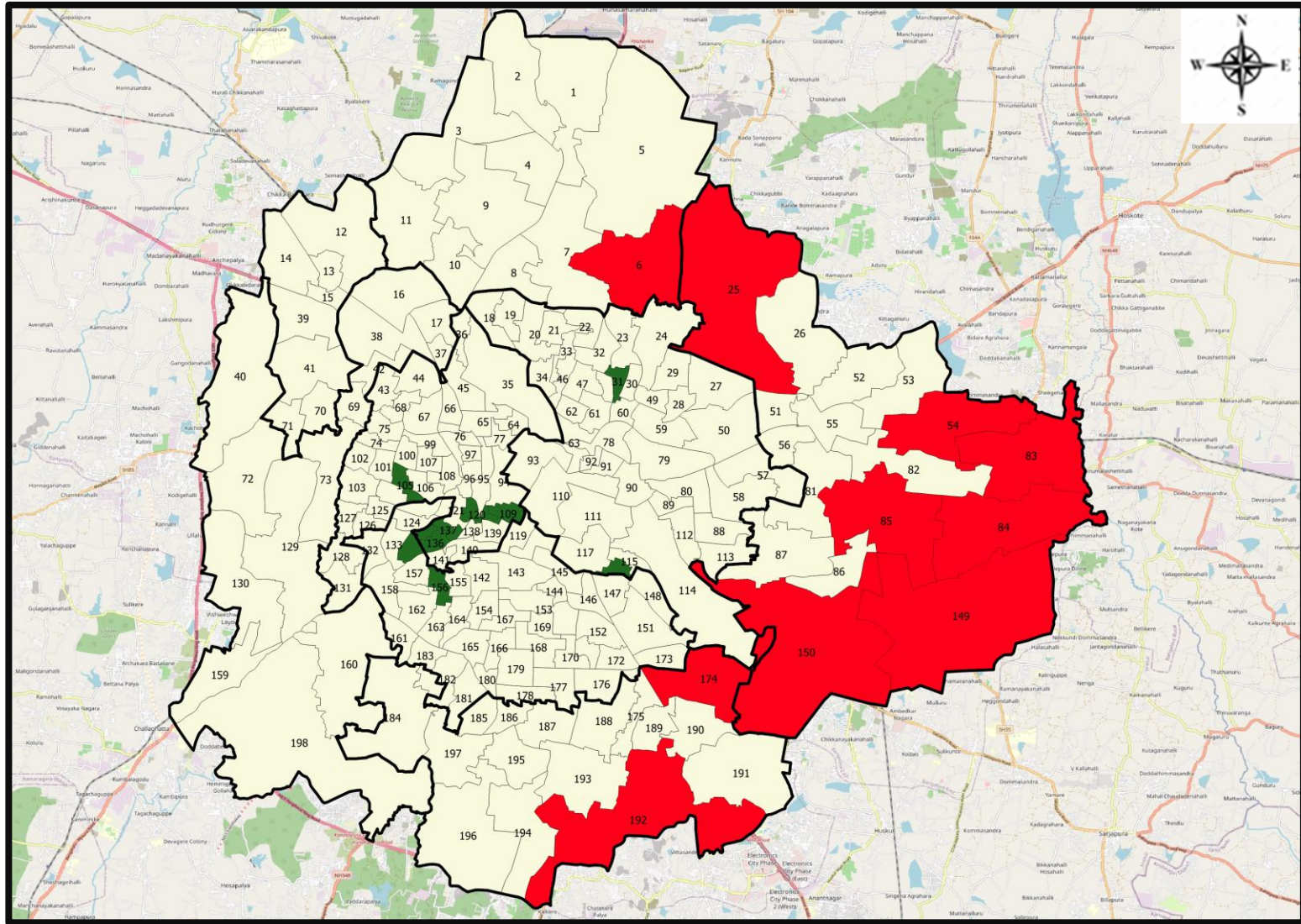


Total Test Conducted Till Date	Test Conducted Last 24 hours	Last 7 Days Average
3,12,85,786	9,715	14,209





BENGALURU URBAN MAP SHOWING TREND OF POSITIVE CASES IN LAST 7 DAYS



Top 10 wards reporting highest number of positive cases in last 7 days

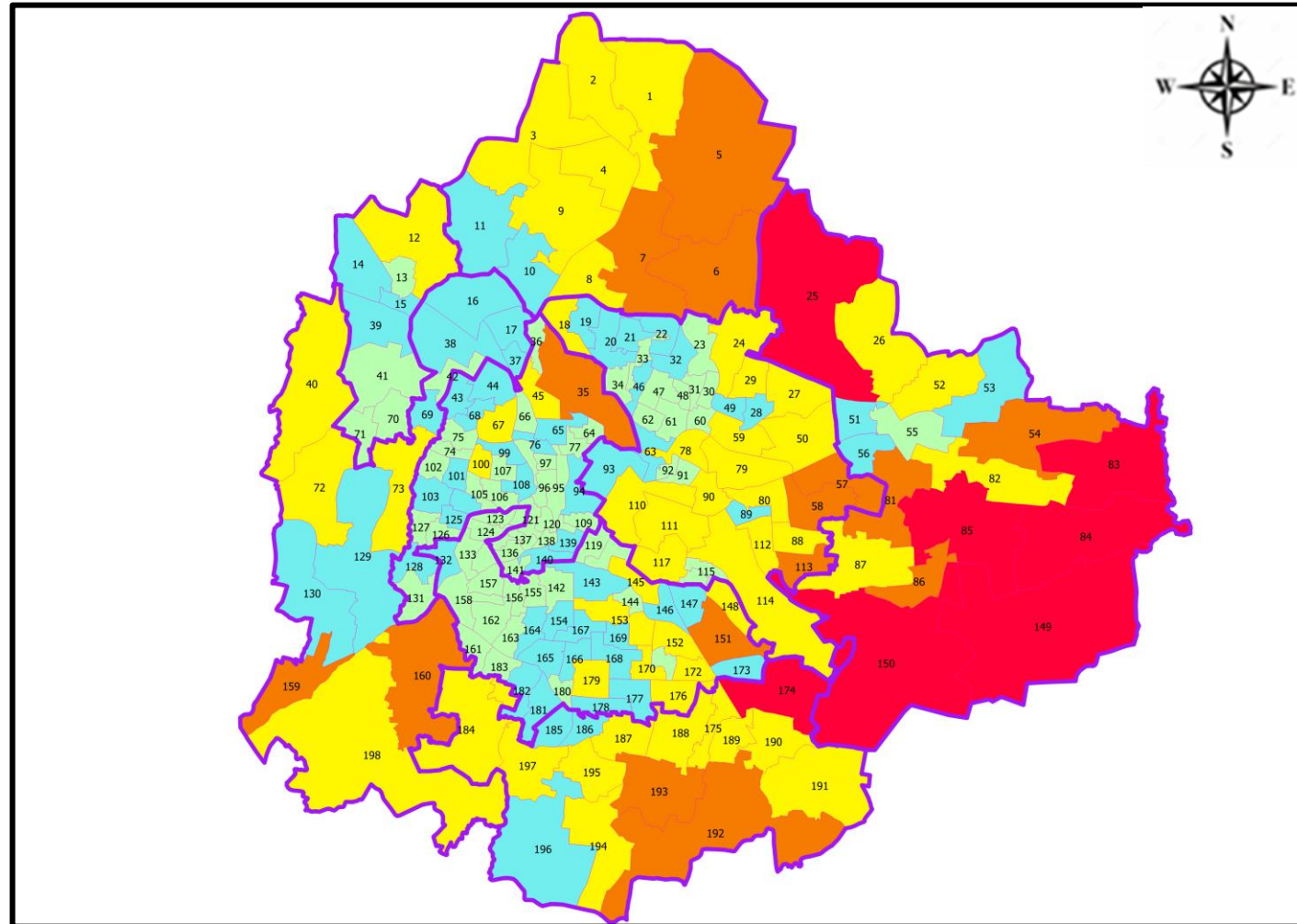
Ward No.	Ward Name	Daily Cases Average
150	Bellanduru	60
85	Dodda Nekkundi	35
25	Horamavu	27
174	HSR Layout	25
149	Varthuru	21
83	Kadugodi	20
54	Hudi	17
84	Hagadur	17
192	Begur	16
6	Thanisandra	15







Top 10 wards reporting least number of positive cases in last 7 days

Ward No.	Ward Name	Daily Cases Average
137	Rayapura	0
135	Padarayanapura	0
134	Bapuji Nagar	0
120	Cottonpete	0
116	Nilasandra	0
109	Chickpete	0
105	Agrahara Dasarahalli	0
31	Kushal Nagar	0
156	Srinagara	0
136	Jagajivanram Nagar	0



BENGALURU MAP SHOWING INTENSITY OF POSITIVE CASES IN LAST 7 DAYS



-  Level 1 : 0 to 10 Cases
-  Level 2 : 10 to 25 Cases
-  Level 3 : 25 to 75 Cases
-  Level 4 : 75 to 150 Cases
-  Level 5 : More than 150 Cases
-  Zone Boundaries

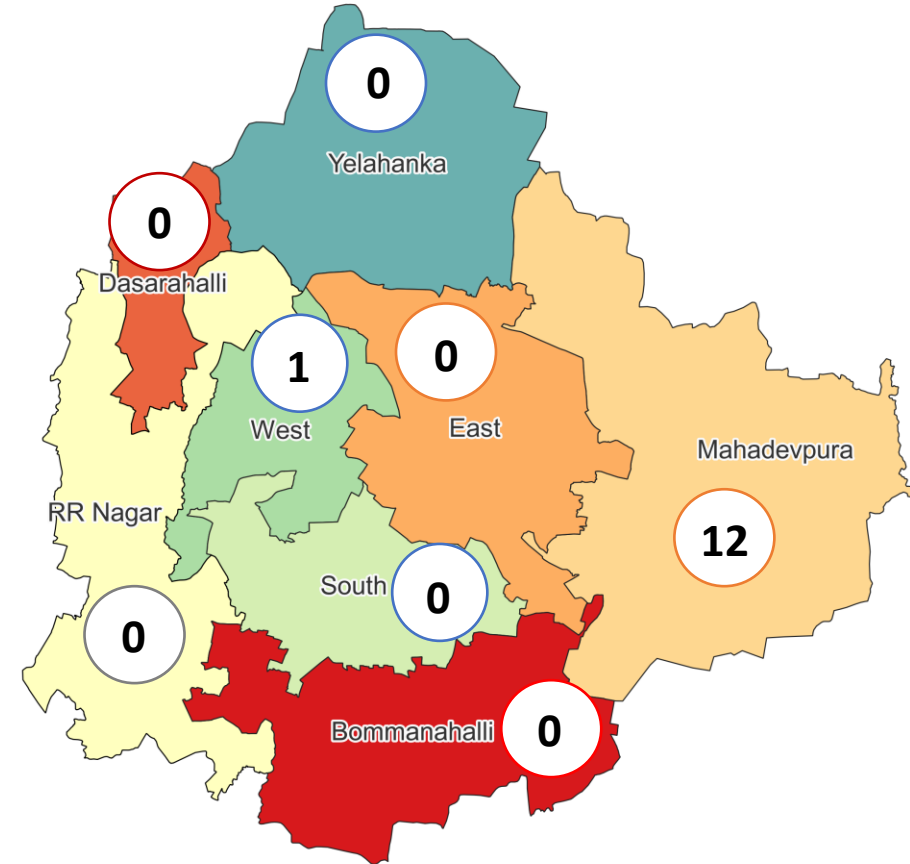


CLUSTER DETAILS



Zone Name	TOTAL CLUSTERS	Budding Clusters	Clusters	Outbreaks
		Less Than 5 Cases	5 To 14 Cases	More Than 14 Cases
BOMMANAHALLI	0 (-)	0 (-)	0 (-)	0 (-)
DASARAHALLI	0 (-)	0 (-)	0 (-)	0 (-)
EAST	0 (-)	0 (-)	0 (-)	0 (-)
MAHADEVPURA	12 (▼7)	12 (▼7)	0 (-)	0 (-)
RR NAGAR	0 (-)	0 (-)	0 (-)	0 (-)
SOUTH	0 (-)	0 (-)	0 (-)	0 (-)
WEST	1 (▼1)	1 (▼1)	0 (-)	0 (-)
YELAHANKHA	0 (-)	0 (-)	0 (-)	0 (-)
TOTAL	13 (▼8)	13 (▼8)	0 (-)	0 (-)

Total Active Clusters



Types of Clusters

Zone Name	Apartments/ Villa	Individual House	Hostels/Quarters	Others	Schools/Colleges
BOMMANAHALLI	0 (-)	0 (-)	0 (-)	0 (-)	0 (-)
DASARAHALLI	0 (-)	0 (-)	0 (-)	0 (-)	0 (-)
EAST	0 (-)	0 (-)	0 (-)	0 (-)	0 (-)
MAHADEVPURA	12 (▼7)	0 (-)	0 (-)	0 (-)	0 (-)
RR NAGAR	0 (-)	0 (-)	0 (-)	0 (-)	0 (-)
SOUTH	0 (-)	0 (-)	0 (-)	0 (-)	0 (-)
WEST	0 (▼1)	1 (-)	0 (-)	0 (-)	0 (-)
YELAHANKHA	0 (-)	0 (-)	0 (-)	0 (-)	0 (-)
TOTAL	12 (▼8)	1 (-)	0 (-)	0 (-)	0 (-)

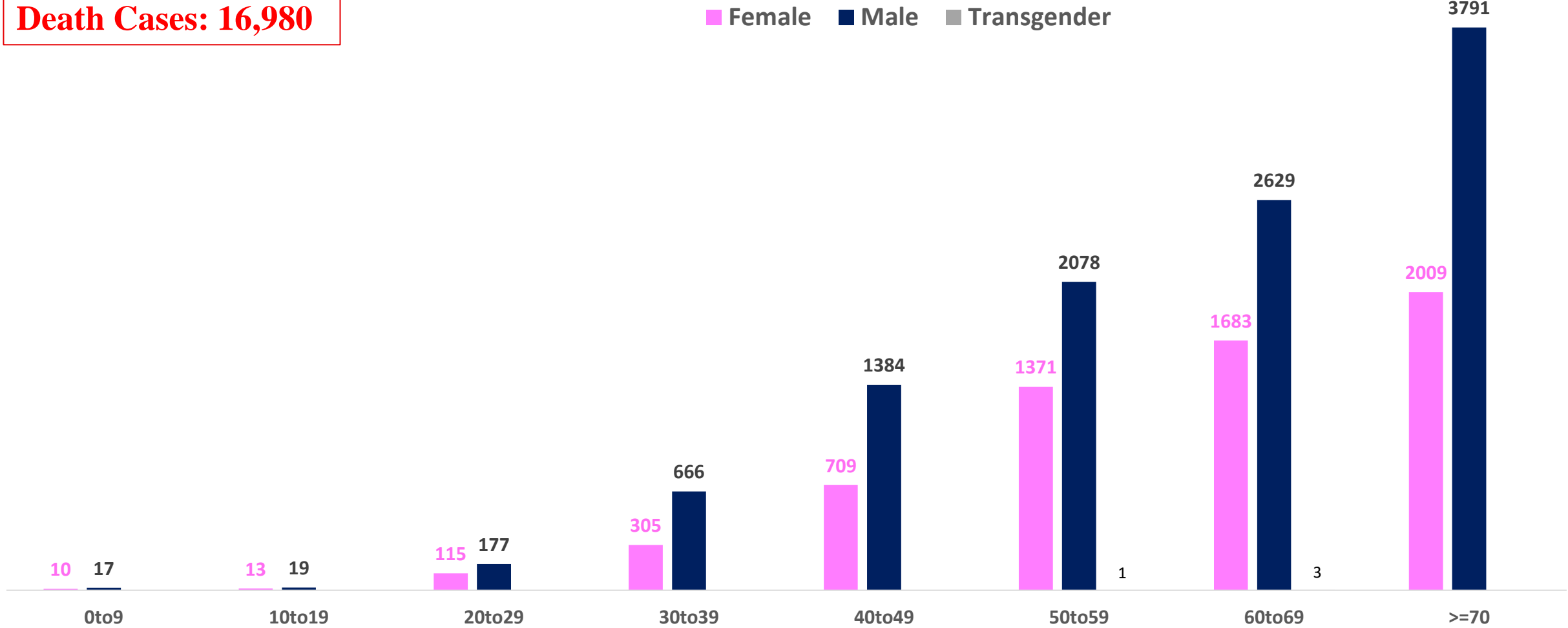
▲▼ : Shows increase and decrease in numbers as compared to previous day



AGE AND GENDER WISE DISTRIBUTION OF DEATH CASES



Death Cases: 16,980





VACCINATION COVERAGE AS ON 15.08.2022



Total Doses Administered

2,03,90,625

▲ 1,989

Total 12-14 years Population : 2.82 Lakhs

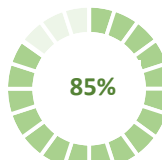
1ST DOSE



2,92,010
Doses administered

▲ 7

2ND DOSE

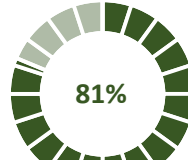


2,38,697
Doses administered

▲ 113

Total 15-18 years Population : 4.42 Lakhs

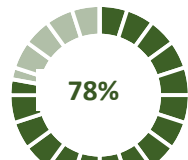
1ST DOSE



3,59,187
Doses administered

▲ 6

2ND DOSE

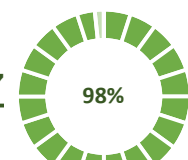


3,44,137
Doses administered

▲ 121

Total adult Population : 91.7 Lakhs

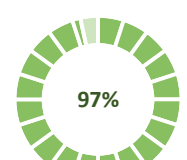
1ST DOSE



90,15,470
Doses administered

▲ 24

2ND DOSE



88,54,721
Doses administered

▲ 265

Priority Group*

Health Care Workers

Dose 1

2,10,378
Doses administered

▲ 0

Dose 2

2,07,067
Doses administered

▲ 1

Frontline Workers

Dose 1

3,81,984
Doses administered

▲ 0

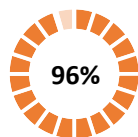
Dose 2

3,73,330
Doses administered

▲ 0

45 – 59 Years Coverage

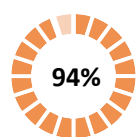
Dose 1



16,95,460
Doses administered

▲ 2

Dose 2

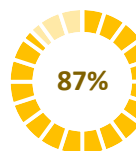


16,72,788
Doses administered

▲ 18

18 - 44 Years Coverage

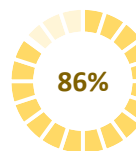
Dose 1



57,47,126
Doses administered

▲ 21

Dose 2



56,37,075
Doses administered

▲ 228

60 + Years Coverage

Dose 1



9,80,522
Doses administered

▲ 1

Dose 2



9,64,461
Doses administered

▲ 18

PRECAUTION DOSE



11,59,168 ▲ 1,458

Doses administered

PRECAUTION DOSES ADMINISTERED

Health Care Workers

93,841 ▲ 16

Booster Doses administered

Front Line Workers

1,33,706 ▲ 98

Booster Doses administered

60 + Years Coverage

3,80,849 ▲ 107

Booster Doses administered

18 + Years Coverage

5,50,772 ▲ 1,237

Booster Doses administered

▲ indicates the increase in last 24 hours



COVID-19 SCENARIO IN BENGALURU AND OTHER METROPOLITAN CITIES



CITY NAME	Positive Cases	Active Cases	Recovered	Deceased	Vaccine Doses Administered
New Delhi	19,85,822	7,519	19,51,914	26,389	3,61,11,214
Bengaluru*	18,53,630	6,672	18,29,978	16,980	2,34,51,757
Mumbai	11,32,250	5,218	11,07,368	19,664	2,19,46,247
Chennai	7,85,924	2,737	7,74,118	9,069	1,10,51,435

Source : <https://dashboard.cowin.gov.in/> at 5:20pm (16.08.2022)
Source : <https://www.covid19bharat.org/> at 5:20pm(16.08.2022)

*includes BBMP & Bengaluru Urban



SNAPSHOT OF COVID-19 CASES IN BENGALURU URBAN



**Total Wards With
< =10 Cases* :
73**

**Tests Conducted
on 15.08.2022:
9,715**

**Recovery
Rate*:
98.72%**

**Total
Active Cases :
6,672**

**Total Vaccinated
on 15.08.2022:
1,989**

**Positivity
Rate* :
7.10%**

**Active
Rate*:
0.36%**

**Case
Fatality Rate* :
0.01%**





*Total positive cases In the past 7 days

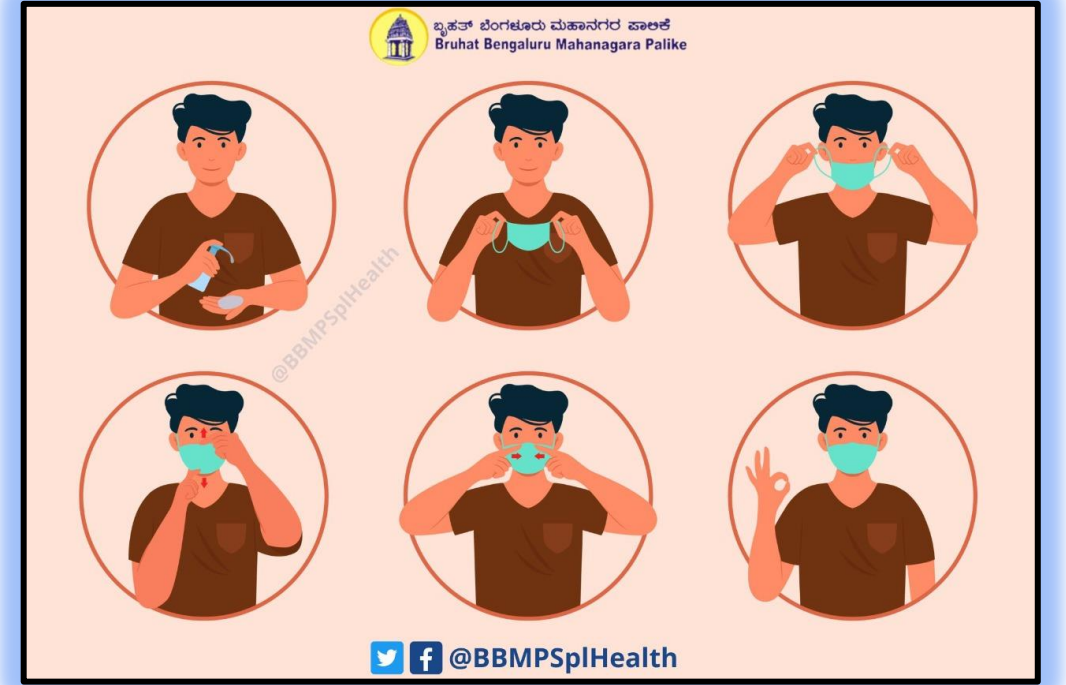
*CFR and positivity is for Past 7 days



ಬೃಹತ್ ಬೆಂಗಳೂರು ಮಹಾನಗರ ಪಾಲಿಕೆ
Bruhat Bengaluru Mahanagara Palike



Download BBMP Bulletin	https://apps.bbmpgov.in/covid19/mediabulletin.php
To register for vaccination :	https://selfregistration.cowin.gov.in/
BBMP COVID19 Dashboard:	https://apps.bbmpgov.in/covid19/
Follow us on:	 www.facebook.com/bbmp.comm1/
	 twitter.com/BBMPCOMM
	  BBMPSplHealth



Issued by:

Honorable Chief Commissioner, BBMP
Special Commissioner Health & IT, BBMP
MD, Bengaluru Smart City Limited

THANK YOU !

